








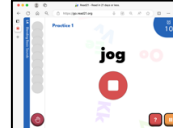















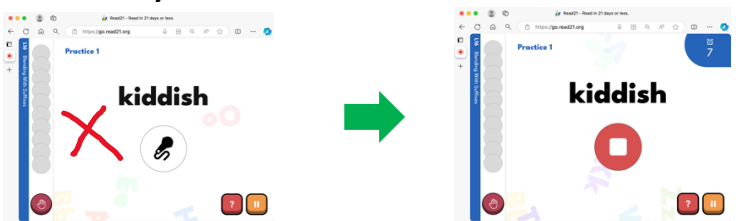


FLUENCY LESSONS	How to Answer Questions in Read 21
	<p style="text-align: center;"><i>*Students should speak when the mic is activated and then sit quietly.</i></p>
Lesson 1	<p> G says g...   </p>
Lesson 2	<p> Y says y...   </p>
Lesson 3	<p> Students will see the Mic in the corner and speak when the mic is red. aeh - uh - A   </p>
Lesson 4	<p> Students should say the whole word on the screen. jog   </p>
Lesson 5	<p> Students should say the whole word on the screen. jog   </p>
Lesson 6	<p> Students will see the Mic in the corner and speak when the mic is red. /C - R/ says cr...   </p>
Lesson 7	<p> Students should say the whole word on the screen. jog   </p>
Lesson 8	<p> Students will see the Mic in the corner and speak when the mic is red. /A - E/ says A   </p>
Lesson 9	<p> Students should say the whole word on the screen. jog   </p>
Lesson 10	<p> Students will see the Mic in the corner and speak when the mic is red. /L...L Say the sound twice.   </p>

Lesson 11	<p>Students should say the whole word on the screen.</p> 
Lesson 12	<p>Students should say the whole word on the screen.</p> 
Lesson 13	<p>Students will see the Mic in the corner and speak when the mic is red.</p> <p>Say the prefix on the screen twice.</p> 
Lesson 14	<p>Students should say the whole word on the screen.</p> 
Lesson 15	<p>Students will see the Mic in the corner and speak when the mic is red.</p> <p>Say the suffix on the screen twice.</p> 
Lesson 16	<p>Students should say the whole word on the screen.</p> 
Lesson 17	<p>This lesson contains phonemes and whole words. You will use a combination of Mics in the corner and Mics upfront.</p>
Lesson 18	<p>This lesson focuses on irregular words and phonemes.</p>
Lesson 19	<p>Students will select the Mic to read the phrases or sentences on the screen.</p>
Lesson 20	<p>Students will select the Mic to read the phrases or sentences on the screen.</p>
Lesson 21	<p>Students will select the Mic to read the phrases or sentences on the screen.</p>